

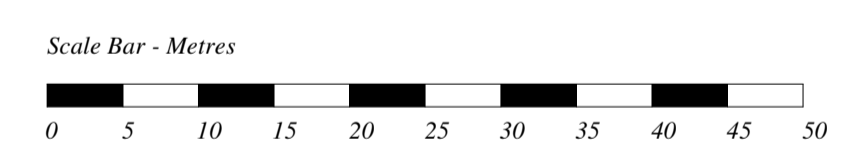
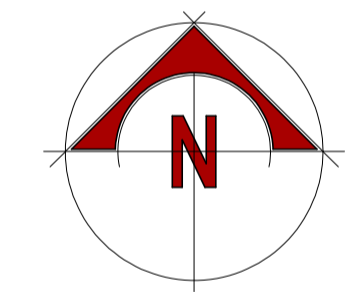


© This drawing and design are copyright.
 Do not scale from this drawing. Use only figured dimensions. If in doubt, ask.
 All dimensions are to be checked on site.
 Any discrepancies should be reported immediately to the Architect.



	AFFORDABLE (Plots 4, 5 & 6) 2 bedroom houses (80m ²)	3no
	AFFORDABLE (Plots 7, 8 & 9) 1 bedroom bungalows (50m ²)	3no
	(Plots 2 & 3) 3 bedroom houses (94m ²)	2no
	(Plots 1, 16, 17 & 18) 3 bedroom houses (100m ²)	4no
	(Plots 10, 11 & 13) 2 bedroom bungalow (70m ²)	3no
	(Plots 12, 14 & 15) 3 bedroom bungalow (100m ²)	3no
	Garage (Single 20m ²)	12no
Total units		18no

 ASHP



DATE	REV.	DESCRIPTION	DRAWN

PatrickAllen&Associates
Architects
 architects@patrickallen.org.uk
 www.patrickallen.org.uk
 +44 (0)1473 620660

2 Grange Business Centre
 Tommy Flowers Drive
 Grange Farm
 Kesgrave, Ipswich
 Suffolk, IP5 2BY

Project
LOW ROAD, DEBENHAM, SUFFOLK.
IP14 6QX.

Client
Landex Ltd

Drawing Title
Topographical Survey
Proposed Site Plan

Drawing Status
Planning

Scale	Paper Size	Date	Drawn
1:500	A1	May 2018	--

Drawing Number
3908-07R

© 2017 Patrick Allen & Associates Limited | Registered No: 4694261